

Training Framework Guide for Users

Author(s)/Organisation(s):

Stefan Prüller / PLUS

Access to the courses

The access to the course material is possible via the Linkvit homepage (<http://www.linkvit.eu/en/>) and the GISIG platform (<http://www.gisig.eu/platform>). Both variants are described in greater detail further ahead. All the Linkvit courses are managed by Moodle, a free, online Learning Management system enabling educators to create their own private website filled with dynamic courses that extend learning, anytime, anywhere.

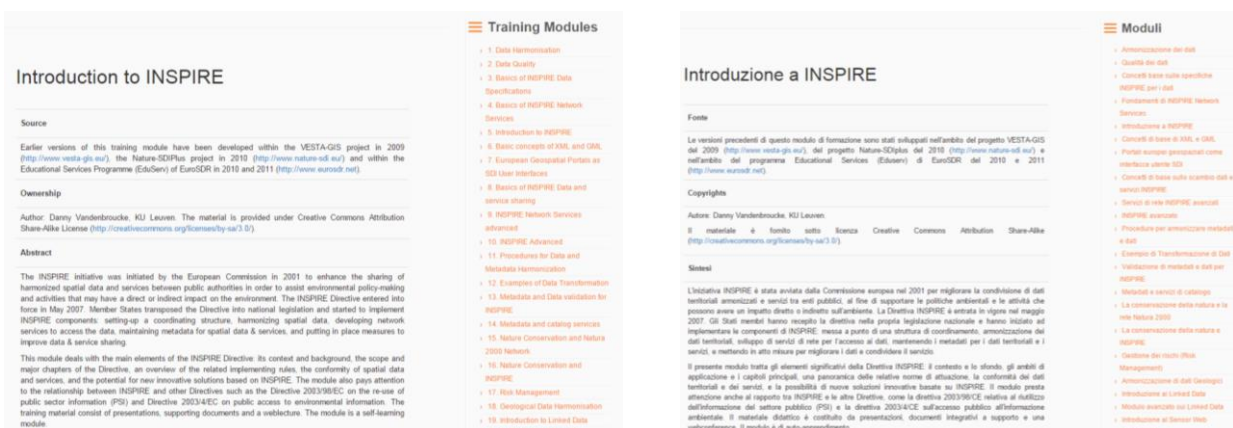
Access via Linkvit homepage

The Linkvit homepage provides a general module information and serves as a first impression for interested course participants. Each of the 21 modules listed on the homepage <http://www.linkvit.eu/training-modules/> include the following components:

- Source
- Ownership
- Abstract
- Structure
- Learning outcomes
- Intended audience
- Pre-requisites
- Language
- Format
- Expected workload

The module metadata are available in English and Italian.

Figure 1 - General module information on the LINKVIT homepage



The figure displays two versions of the course page for 'Introduction to INSPIRE'. The left version is in English, and the right version is in Italian. Both versions show the following sections:

- Source:** Earlier versions of this training module have been developed within the VESTA-GIS project in 2009 (<http://www.vesta-gis.eu/>), the Nature-SDIFPlus project in 2010 (<http://www.nature-od.eu/>) and within the Educational Services Programme (EduServ) of EuroSDR in 2010 and 2011 (<http://www.eurosdri.net/>).
- Ownership:** Author: Danny Vandenberghe, KU Leuven. The material is provided under Creative Commons Attribution Share-Alike License (<http://creativecommons.org/licenses/by-sa/3.0/>).
- Abstract:** The INSPIRE initiative was initiated by the European Commission in 2001 to enhance the sharing of harmonized spatial data and services between public authorities in order to assist environmental policy-making and activities that may have a direct or indirect impact on the environment. The INSPIRE Directive entered into force in May 2007. Member States transposed the Directive into national legislation and started to implement INSPIRE components: setting-up a coordinating structure, harmonizing spatial data, developing network services to access the data, maintaining metadata for spatial data & services, and putting in place measures to improve data & service sharing. This module deals with the main elements of the INSPIRE Directive: its context and background, the scope and major chapters of the Directive, an overview of the related implementing rules, the conformity of spatial data and services, and the potential for new innovative solutions based on INSPIRE. The module also pays attention to the relationship between INSPIRE and other Directives such as the Directive 2003/98/EC on the reuse of public sector information (PSI) and Directive 2003/4/EC on public access to environmental information. The training material consist of presentations, supporting documents and a webcourse. The module is a self-learning module.

The sidebar on the right lists the following modules:

1. Data Harmonization
2. Data Quality
3. Basics of INSPIRE Data Specifications
4. Basics of INSPIRE Network Services
5. Introduction to INSPIRE
6. Basic concepts of XML and OGC
7. European Geospatial Portal as SD User Interfaces
8. Basics of INSPIRE Data and service sharing
9. INSPIRE Network Services advanced
10. INSPIRE Advanced
11. Procedures for Data and Metadata Harmonization
12. Examples of Data Transformation
13. Metadata and Data validation for INSPIRE
14. Metadata and Catalog services
15. Nature Conservation and Natura 2000 Network
16. Nature Conservation and INSPIRE
17. Risk Management
18. Geospatial Data Harmonization
19. Introduction to Linked Data

Access via GISIG platform

The access to the course material is currently available via the GISIG platform, which hosts a set of internet courses for different research and development projects.

The Linkvit modules are available in English and Italian. Both language packages have an identical structure and the same policy of access.

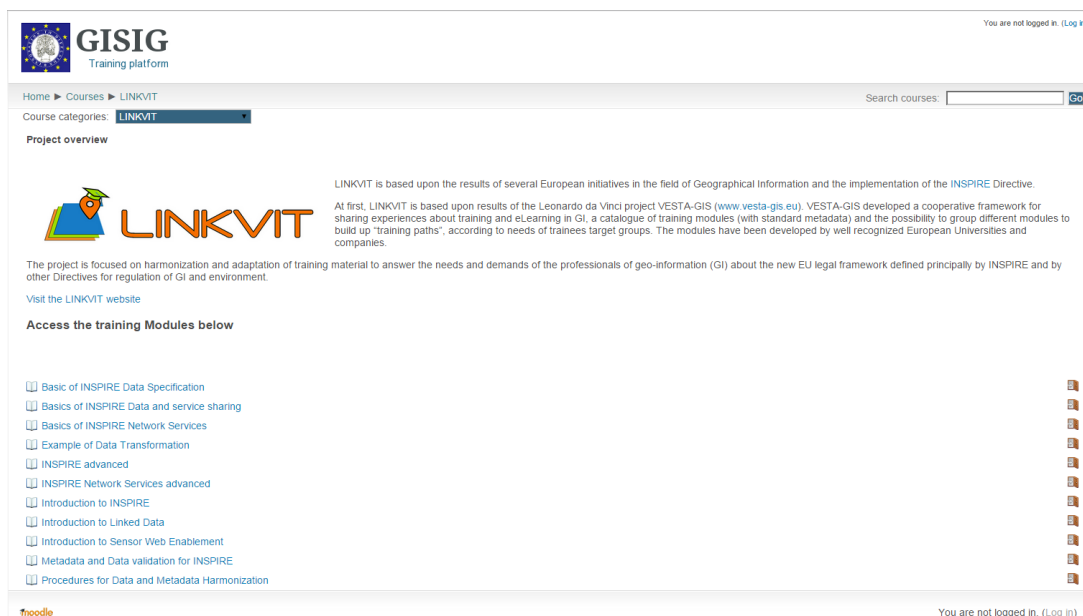
The following steps are required:

1. Go to the homepage <http://www.gisig.eu/platform/>, where different European projects are listed.
2. Choose the Linkvit project in the language of your choice (English or Italian) and access to the courses.



Figure 2 - Access to the LINKVIT courses

3. The available training modules are listed



The screenshot shows the GISIG Training platform interface. At the top, there is a navigation bar with 'Home > Courses > LINKVIT' and a search box. Below the navigation bar, the 'Project overview' section is visible, featuring the LINKVIT logo and a brief description of the project. The 'Access the training Modules below' section lists several modules, each with a small icon to its right:

- Basic of INSPIRE Data Specification
- Basics of INSPIRE Data and service sharing
- Basics of INSPIRE Network Services
- Example of Data Transformation
- INSPIRE advanced
- INSPIRE Network Services advanced
- Introduction to INSPIRE
- Introduction to Linked Data
- Introduction to Sensor Web Enablement
- Metadata and Data validation for INSPIRE
- Procedures for Data and Metadata Harmonization

Figure 3 - Available training modules

4. Choose a module according to your preferences. In the following instructions we use the module “Introduction to INSPIRE” as an example. For full access to the training module

“Introduction to INSPIRE” you have to **create a new account**. The steps (1 to 7) required to access the Moodle environment are described in detail on the right half of the screen.

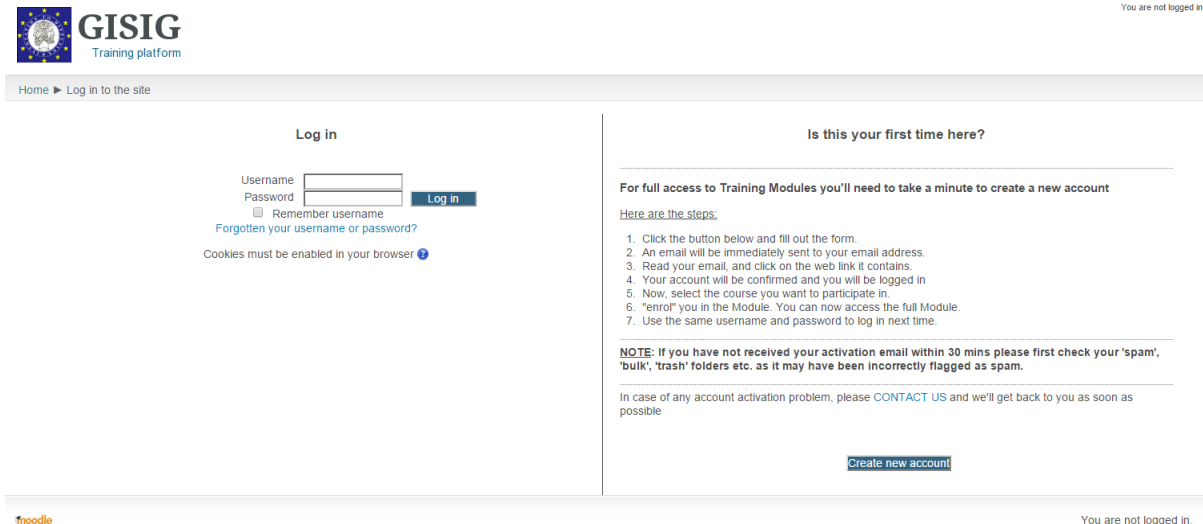


Figure 4 - Login to the training platform

- By clicking on the button **“Create my account”** your personal information will be confirmed. An email will be immediately sent to your email address. Please save your username and password for additional registrations within the LINKVIT learning environment.

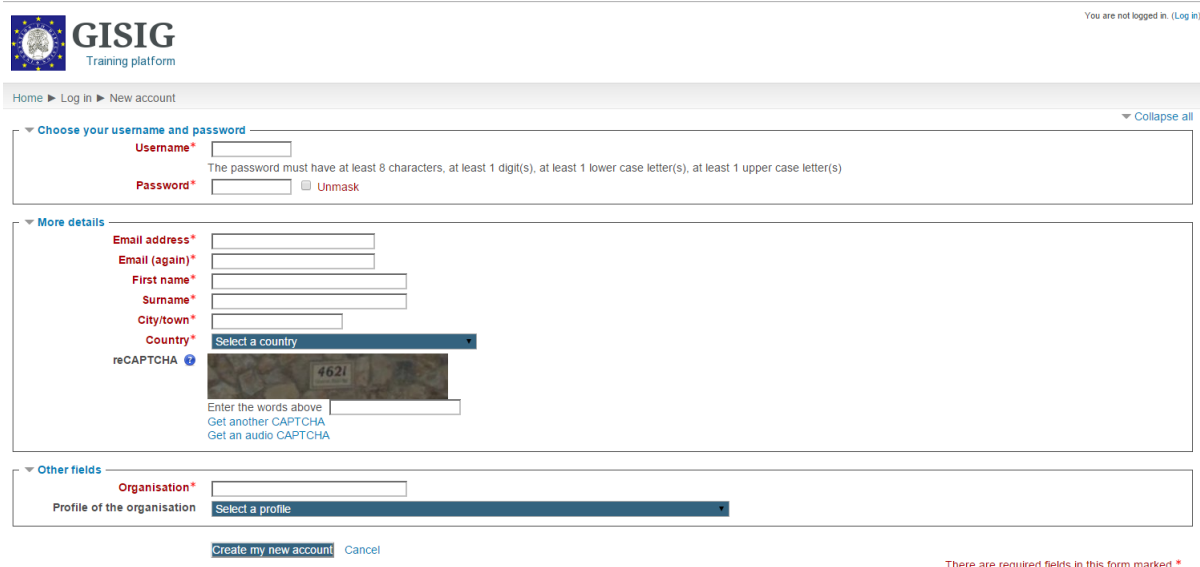


Figure 5 - Creating an account

- Check your email inbox and click the **link to reconfirm** your entries. You will be logged in to the online platform.
- Within the online platform you can choose a module according to your preferences (in this case we use “Introduction to INSPIRE”)

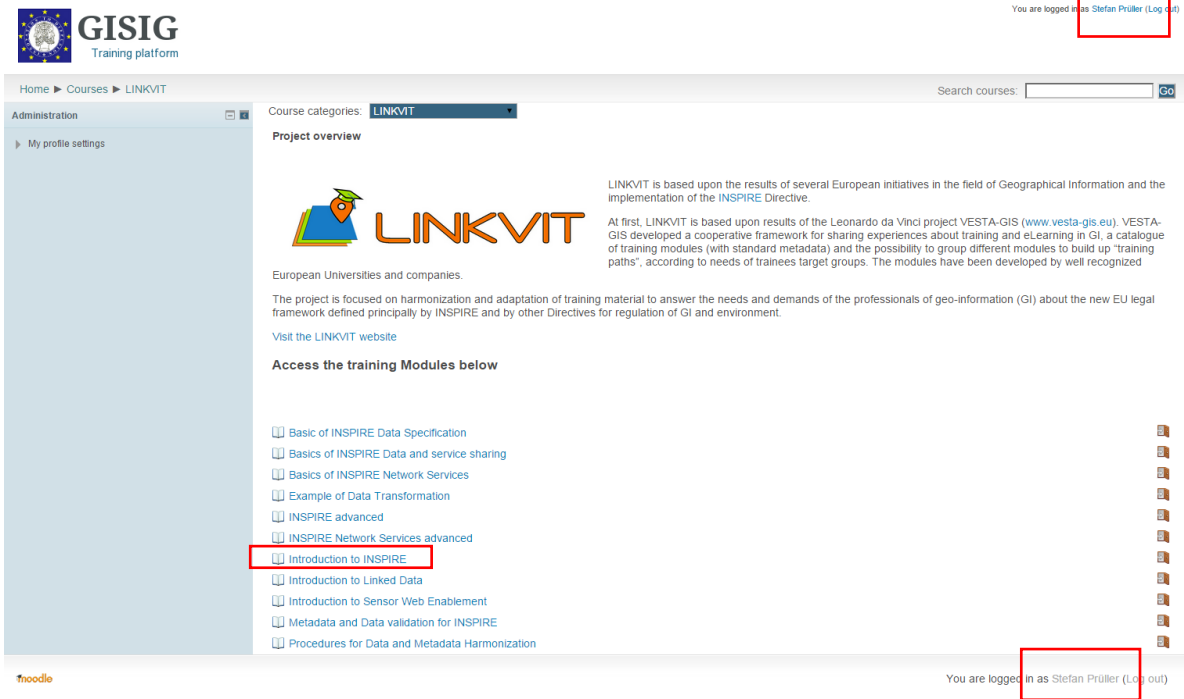


Figure 6 - Online platform

8. Enrolling for the course. Click the button “**Enrol me**” to confirm the registration.

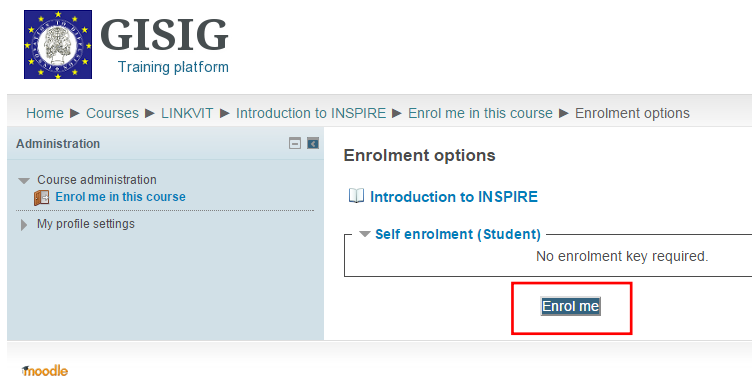


Figure 7 - Enrolling for a course

9. Welcome to the course. A **confirmation mail** will be sent to you.



Figure 8 - Confirmation mail

10. You are now enrolled for the course, e.g. „Introduction to INSPIRE“

Introduction to INSPIRE

Abstract

The **INSPIRE** initiative was initiated by the European Commission in 2001 to enhance the sharing of harmonized spatial data and services between public authorities in order to assist environmental policy-making and activities that may have a direct or indirect impact on the environment.

The INSPIRE Directive entered into force in May 2007. Member States transposed the Directive into national legislation and started to implement INSPIRE components: setting-up a coordinating structure, harmonizing spatial data, developing network services to access the data, maintaining metadata for spatial data & services, and putting in place measures to improve data & service sharing.

This module deals with the main elements of the INSPIRE Directive: its context and background, the scope and major chapters of the Directive, an overview of the related implementing rules, the conformity of spatial data and services, and the potential for new innovative solutions based on INSPIRE.

The module also pays attention to the relationship between INSPIRE and other Directives such as the Directive 2003/98/EC on the re-use of public sector information (PSI) and Directive 2003/4/EC on public access to environmental information.

The training material consist of one presentation, supporting documents and two weblectures. The module is a self-learning module.

 [Full course description](#)

Access the training material:

Slides presentation

 [Introduction to INSPIRE](#)

Author: Danny Vandenbroucke (SADL/KU Leuven)

Presentation: 111 pages

Figure 9 - Welcome to the course

11. If you want to enroll for additional modules, you only have to repeat step 7 and 8.
12. All the self-learning modules consist of presentation, weblectures, an evaluation self-test and a full course description.